

HMGB2 Antibody (monoclonal) (M05)

Mouse monoclonal antibody raised against a full length recombinant HMGB2.

Catalog # AT2387a

Specification

HMGB2 Antibody (monoclonal) (M05) - Product Information

Application	WB, IHC, IF, E
Primary Accession	P26583
Other Accession	BC000903
Reactivity	Human
Host	mouse
Clonality	Monoclonal
Isotype	IgG2a Kappa
Calculated MW	24034

HMGB2 Antibody (monoclonal) (M05) - Additional Information

Gene ID 3148

Other Names

High mobility group protein B2, High mobility group protein 2, HMG-2, HMGB2, HMG2

Target/Specificity

HMGB2 (AAH00903.2, 1 a.a. ~ 195 a.a) full-length recombinant protein with GST tag. MW of the GST tag alone is 26 KDa.

Dilution

WB~~1:500~1000

IHC~~1:100~500

IF~~1:50~200

E~~N/A

Format

Clear, colorless solution in phosphate buffered saline, pH 7.2 .

Storage

Store at -20°C or lower. Aliquot to avoid repeated freezing and thawing.

Precautions

HMGB2 Antibody (monoclonal) (M05) is for research use only and not for use in diagnostic or therapeutic procedures.

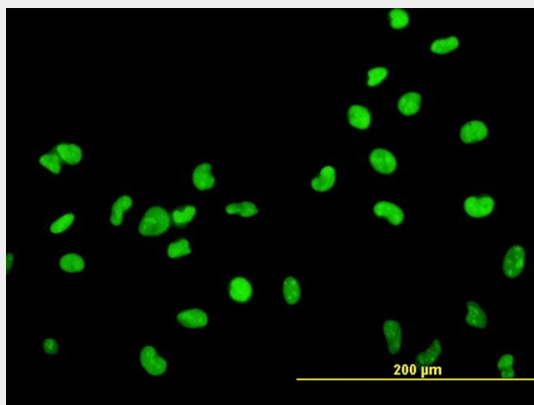
HMGB2 Antibody (monoclonal) (M05) - Protocols

Provided below are standard protocols that you may find useful for product applications.

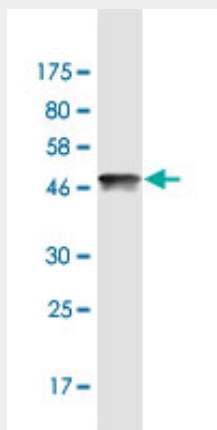
- [Western Blot](#)

- [Blocking Peptides](#)
- [Dot Blot](#)
- [Immunohistochemistry](#)
- [Immunofluorescence](#)
- [Immunoprecipitation](#)
- [Flow Cytometry](#)
- [Cell Culture](#)

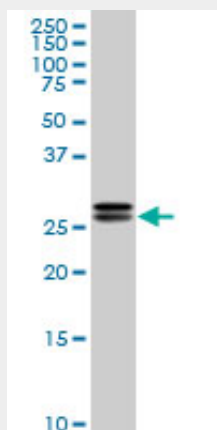
HMGB2 Antibody (monoclonal) (M05) - Images



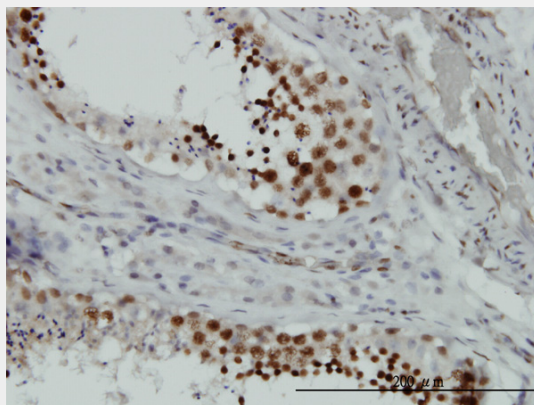
Immunofluorescence of monoclonal antibody to HMGB2 on HeLa cell. [antibody concentration 10 ug/ml]



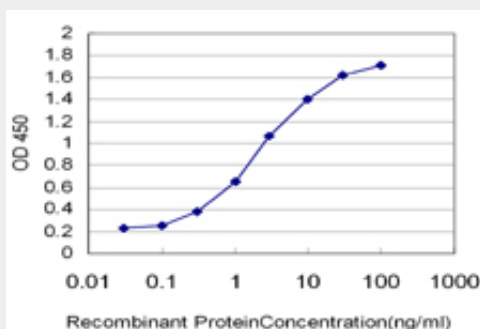
Antibody Reactive Against Recombinant Protein. Western Blot detection against Immunogen (47.19 KDa) .



HMGB2 monoclonal antibody (M05), clone 3E5 Western Blot analysis of HMGB2 expression in Hela S3 NE ((Cat # AT2387a)



Immunoperoxidase of monoclonal antibody to HMGB2 on formalin-fixed paraffin-embedded human testis. [antibody concentration 3 ug/ml]



Detection limit for recombinant GST tagged HMGB2 is approximately 0.03ng/ml as a capture antibody.

HMGB2 Antibody (monoclonal) (M05) - Background

This gene encodes a member of the non-histone chromosomal high mobility group protein family. The proteins of this family are chromatin-associated and ubiquitously distributed in the nucleus of higher eukaryotic cells. In vitro studies have demonstrated that this protein is able to efficiently bend DNA and form DNA circles. These studies suggest a role in facilitating cooperative interactions between cis-acting proteins by promoting DNA flexibility. This protein was also reported to be involved in the final ligation step in DNA end-joining processes of DNA double-strand breaks repair and V(D)J recombination. [provided by RefSeq]

HMGB2 Antibody (monoclonal) (M05) - Citations

- [Cytosolic HMGB1 expression in human renal clear cell cancer indicates higher pathological T classifications and tumor grades.](#)